

STATION LOCATIONS	CONNECTING SERVICES*
NEWARK (800/302) 652-DART 10 Mopar Dr at S. College Ave	DART First State Rts 16, 33, 39, 46, 59, Cecil Transit 4
CHURCHMANS CROSSING 1 Fairplay Blvd	DART First State Rts 33, 59, 62
WILMINGTON (800/302) 652-DART 100 S. French St	Amtrak to Center City Phila, DART First State Rts 1, 2, 6, 10, 11, 12, 14, 16, 20, 21, 22, 23, 25, 28, 33, 35, 38, 39, 40, 45, 48, 54, 55, 59, 301
CLAYMONT (800/302) 652-DART 200 Myrtle Ave	DART First State Rts 1, 61
MARCUS HOOK 610-485-3294 20 W. 12th St	119
HIGHLAND AVENUE 450 Highland Ave	113
CHESTER TRANS. CENTER 610-876-4144 550 Avenue of the States	37, 109, 113, 114, 117, 118, 119
EDDYSTONE 650 Saviile Ave	37
CRUM LYNNE 350 W. Ridley Ave	114
RIDLEY PARK 610-521-1242 201 E. Hinckley Ave	
PROSPECT PARK 610-532-0540 749 Maryland Ave	
NORWOOD 610-532-1414 498 Welcome Ave	
GLENOLDEN 610-583-5794 85 E. Glenolden Ave	
FOLCROFT 610-583-5750 1555 Baltimore Ave	115
SHARON HILL 414 Sharon Ave	115
CURTIS PARK 400 Oak Ave	115
DARBY 399 S. 4th St	
UNIVERSITY CITY 215-580-6565 3149 Convention Blvd	40, LUCY
30th STREET STATION 30th & Market Sts	MFL, 9, 10, 11, 13, 30, 31, 34, 36, 44, 62, 78, 124, 125, LUCY, Amtrak, NJT Atlantic City Rail Line
SUBURBAN STATION 16th St & JFK Blvd	MFL, BSL, 2, 4, 10, 11, 13, 16, 17, 27, 31,32, 33, 34, 36, 38, 44, 48, 62, 78, 124, 125
JEFFERSON STATION Market St between 10th & 12th Sts	MFL, BRS,17, 23, 33, 38, 44, 45, 47, 47m, 48, 61, 62, 78, NJT Bus
TEMPLE UNIVERSITY 215-580-5440 927 W. Berks St	

* All Connecting Services are SEPTA Bus, Trolley or High Speed Rail unless otherwise noted

MFL = Market-Frankford Line

BSL = Broad Street Line

BRS = Broad-Ridge Spur



REGIONAL RAIL

WILMINGTON / NEWARK LINE

To/From Center City Philadelphia

Effective April 23, 2017

- Newark
- Churchmans Crossing
- Wilmington
- Claymont
- Marcus Hook
- Highland Avenue
- Chester Transportation Center
- Eddystone
- Crum Lynne
- Ridley Park
- Prospect Park
- Norwood
- Glenolden
- Folcroft
- Sharon Hill
- Curtis Park
- Darby
- University City
- 30th Street Station
- Suburban Station
- Jefferson Station
- Temple University

Customer Service: 215-580-7800

TDD/TTY: 215-580-7853

www.septa.org



Jefferson®

1-800-JEFF-NOW

Jefferson.edu

MONDAYS through FRIDAYS (Except MAJOR HOLIDAYS)

	Fare	Services	Train Number		216	220	2718	9212	9214	9216	9218	9230	2720	222	9234	9236	9238	9240	9242	2372	252	2760	264	9294		9268	9254	1256	9260	272	274	276	9266
	Zone	Ⓢ	Ⓢ	Stations	AM	AM	AM	AM	AM	AM	AM	AM	AM	AM	PM	PM	PM	PM	PM	PM	PM	PM	PM	PM		PM	PM	PM	PM	PM	PM	PM	PM
TO CENTER CITY	4	✓	✓	Newark	—	—	6:22	6:46	—	—	7:37	8:28	8:58	—	—	—	B11:55	—	B2:00	—	—	4:46	—	5:46	→	—	6:46	7:13	8:11	—	B9:10	—	—
	4	✓	✓	Churchmans Crossing	—	—	6:29	6:53	—	—	7:44	8:36	9:05	—	—	—	B12:11	—	B2:16	—	—	4:52	—	5:52	→	—	6:54	7:19	8:17	—	B9:26	—	—
	4	✓	✓	Wilmington	—	6:03	6:41	7:06	—	—	7:58	8:51	9:17	—	10:56	—	12:50	—	2:45	—	4:44	5:15	5:50	6:15	→	—	7:06	7:29	8:27	8:53	9:58	10:48	12:51
	4	✓	✓	Claymont	—	6:11	6:49	7:16	—	—	8:09	8:59	9:25	—	11:04	—	12:58	—	2:53	—	4:52	5:23	5:58	6:23	→	—	7:15	7:37	8:35	9:01	10:06	10:56	12:59
	3	✓	✓	MarcusHook	5:43	6:15	6:53	7:20	7:33	7:59	8:13	9:02	9:29	10:02	11:08	12:03	1:02	2:00	2:57	3:43	4:56	5:27	6:02	6:27	→	7:06	7:18	7:41	8:39	9:05	10:10	11:00	1:03
	3	✓	✓	Highland Avenue	5:46	6:18	6:56	—	7:36	8:02	—	9:05	9:32	10:05	11:11	12:06	1:05	2:03	3:00	3:46	4:59	—	6:05	—	→	7:09	—	7:44	8:42	9:08	10:13	11:03	1:06
	3	✓	✓	Chester T.C.	5:49	6:21	6:59	—	7:40	8:06	8:19	9:08	9:35	10:08	11:14	12:09	1:08	2:06	3:03	3:49	5:02	5:33	6:08	6:33	→	7:12	—	7:47	8:45	9:11	10:16	11:06	1:09
	3	✓	✓	Eddystone	5:51	6:23	7:01	—	7:43	8:09	—	—	9:37	10:10	11:16	12:11	1:10	2:08	3:05	3:51	5:04	—	6:10	—	→	—	—	—	8:47	—	10:18	11:08	1:11
	3	✓	✓	Crum Lynne	5:54	6:26	7:04	—	7:46	8:12	—	9:11	9:39	10:12	11:18	12:13	1:12	2:10	3:07	3:53	5:06	E	6:12	E	→	7:15	E	7:50	8:49	9:14	10:20	11:10	1:13
	3	✓	✓	RidleyPark	5:56	6:28	7:06	7:28	7:48	8:14	8:22	9:13	9:41	10:14	11:20	12:15	1:14	2:12	3:09	3:55	5:08	X	6:14	X	→	7:17	X	7:52	8:51	9:16	10:22	11:12	1:15
	2	✓	✓	Prospect Park-Moore	5:58	6:30	7:08	—	7:50	8:16	—	9:15	9:43	10:16	11:22	12:17	1:16	2:14	3:11	3:57	5:10	P	6:16	P	→	7:19	P	7:54	8:53	9:18	10:24	11:14	1:17
	2	✓	✓	Norwood	5:59	6:31	7:09	7:31	7:52	8:18	8:25	9:16	9:45	10:17	11:23	12:18	1:17	2:15	3:12	3:58	5:12	R	6:17	R	→	7:20	R	7:56	8:54	9:19	10:25	11:15	1:18
	2	✓	✓	Glenolden	6:01	6:33	7:11	—	7:54	8:20	—	9:18	9:47	10:19	11:25	12:20	1:19	2:17	3:14	4:00	5:14	E	6:19	E	→	7:22	E	7:58	8:56	9:21	10:27	11:17	1:20
	2	✓	✓	Folcroft	6:03	6:35	7:13	—	7:56	8:22	—	9:20	9:49	10:20	11:26	12:21	1:20	2:18	3:15	4:01	5:16	S	6:20	S	→	7:23	S	7:59	8:57	9:22	10:28	11:18	1:21
	2	✓	✓	Sharon Hill	6:05	6:37	7:15	—	7:58	8:24	—	9:22	9:51	10:22	11:28	12:23	1:22	2:20	3:17	4:03	5:18	S	6:21	S	→	7:25	S	8:01	8:59	9:24	10:30	11:20	1:23
	2	✓	✓	Curtis Park	6:07	6:39	7:17	—	8:00	8:26	—	9:24	9:53	10:23	11:29	12:24	1:23	2:21	3:18	4:04	5:20	—	6:22	—	→	7:26	—	8:02	9:00	9:25	10:31	11:21	1:24
	2	✓	✓	Darby	6:09	6:41	7:19	—	8:02	8:28	—	9:26	9:55	10:25	11:31	12:26	1:25	2:23	3:20	4:06	5:22	—	6:24	—	→	7:28	—	8:04	9:02	9:27	10:33	11:23	1:26
	C	✓	✓	University City	6:17	6:50	7:33	D7:49	D8:16	D8:42	D8:45	D9:37	D10:05	10:35	D11:41	D12:37	D1:35	D2:33	D3:31	4:19	5:32	5:50	6:34	D6:48	→	D7:37	D7:46	D8:12	D9:11	9:34	10:42	11:30	D1:33
	C	✓	✓	30th Street Station	6:20	6:55	7:36	D7:53	D8:19	D8:45	D8:48	D9:40	D10:08	10:38	D11:44	D12:39	D1:38	D2:36	D3:34	4:22	5:37	5:53	6:37	D6:51	→	D7:40	D7:49	D8:15	D9:14	9:37	10:45	11:33	D1:36
	C	✓	✓	Suburban Station	6:25	7:00	7:41	D7:58	D8:24	D8:50	D8:53	D9:45	D10:13	10:43	D11:49	D12:44	D1:43	D2:41	D3:39	4:27	5:42	5:58	6:42	D6:56	→	D7:45	D7:54	8:18	D9:19	9:42	10:50	11:38	D1:41
C	✓	✓	Jefferson Station	6:30	7:05	7:46	D8:03	D8:29	D8:55	D8:58	D9:50	D10:18	10:48	D11:54	D12:49	D1:48	D2:46	D3:44	4:32	5:47	6:03	6:47	D7:01	→	D7:50	D7:59	—	D9:24	9:47	10:55	11:43	D1:46	
C	✓	✓	Temple University	6:34	7:09	7:50	8:07	8:33	8:59	9:02	9:54	10:22	10:54	11:58	12:53	1:52	2:50	3:48	4:36	5:51	6:07	6:51	7:05	→	7:54	8:03	—	9:28	9:51	10:59	11:47	1:50	
			Train continues to (see Destination Codes)	ELM	ELM	CHE	—	—	—	—	—	—	ELM	—	—	—	—	—	WTR	ELM	CHE	ELM	—	→	—	—	—	—	ELM	ELM	ELM	—	
				AM	AM	AM	AM	AM	AM	AM	AM	AM	AM	AM	AM	AM	AM	AM	AM	AM	AM	AM	AM	→	PM	PM	PM	PM	PM	PM	PM	AM	

	Fare	Services	Train Number		1293	1295	1203	207	4211	4213	209	3223	9227	9229	9231	9235	9237	7239	7241	9243	9245	5249	9251	5253	9257	9261	5265		4269	273	275	277	279
	Zone	Ⓢ	Ⓢ	Stations	AM	AM	AM	AM	AM	AM	AM	AM	AM	AM	PM	PM	PM	PM	PM	PM	PM	PM	PM	PM	PM	PM	PM		PM	PM	PM	PM	PM
TO WILMINGTON AND NEWARK	C	✓	✓	Temple University	—	—	—	6:24	6:50	7:23	8:01	9:09	10:21	11:29	12:31	1:21	2:24	2:58	3:03	3:58	4:17	4:38	4:55	5:01	5:27	6:00	6:30	→	7:29	8:31	9:23	10:27	11:30
	C	✓	✓	Jefferson Station	—	—	—	6:29	6:56	7:29	8:07	9:16	10:27	11:35	12:37	1:27	2:30	3:05	3:09	4:04	4:24	4:44	5:04	5:09	5:33	6:06	6:36	→	7:35	8:37	9:29	10:33	11:36
	C	✓	✓	Suburban Station	4:51	5:26	5:38	6:34	7:01	7:34	8:12	9:21	10:32	11:40	12:42	1:32	2:35	3:10	3:14	4:09	4:29	4:49	5:09	5:14	5:38	6:11	6:41	→	7:40	8:42	9:34	10:38	11:41
	C	✓	✓	30th Street Station	4:56	5:31	5:43	6:38	7:05	7:38	8:16	9:26	10:36	11:44	12:46	1:36	2:39	3:14	3:18	4:13	4:34	4:54	5:14	5:19	5:42	6:15	6:45	→	7:44	8:46	9:38	10:42	11:45
	C	✓	✓	University City	4:58	5:33	5:45	6:41	7:08	7:41	8:19	9:29	10:38	11:47	12:48	1:38	2:42	3:17	3:21	4:16	4:37	4:57	5:18	5:23	5:44	6:18	6:48	→	7:47	8:49	9:40	10:44	11:47
	2	✓	✓	Darby	5:05	E	5:52	6:49	7:16	E	8:27	9:36	10:45	11:54	12:55	1:45	2:49	E	3:28	4:23	4:44	5:05	E	5:30	5:52	6:25	6:55	→	7:53	8:56	9:47	10:51	11:54
	2	✓	✓	Curtis Park	5:07	X	5:54	6:51	7:18	X	8:29	9:38	10:47	11:56	12:57	1:47	2:51	X	3:30	4:25	4:46	5:07	X	5:32	5:54	6:27	6:57	→	7:55	8:58	9:49	10:53	11:56
	2	✓	✓	Sharon Hill	5:08	P	5:55	6:52	7:19	P	8:30	9:39	10:48	11:57	12:58	1:48	2:52	P	3:31	4:26	4:47	5:08	P	5:33	5:56	6:28	6:58	→	7:56	8:59	9:50	10:54	11:57
	2	✓	✓	Folcroft	5:10	R	5:57	6:54	7:21	R	8:32	9:41	10:50	11:59	1:00	1:50	2:54	R	3:33	4:28	4:49	5:10	R	5:35	5:58	6:30	7:00	→	7:58	9:01	9:52	10:56	11:59
	2	✓	✓	Glenolden	5:11	E	5:59	6:56	7:22	E	8:34	9:42	10:51	12:00	1:01	1:51	2:55	E	3:34	4:30	4:51	5:12	E	5:37	6:00	6:32	7:01	→	7:59	9:02	9:53	10:57	12:00
	2	✓	✓	Norwood	5:13	S	6:01	6:58	7:24	S	8:36	9:44	10:53	12:02	1:03	1:53	2:57	S	3:36	4:32	4:53	5:14	S	5:40	6:02	6:34	7:03	→	8:01	9:04	9:55	10:59	12:02
	2	✓	✓	Prospect Park-Moore	5:14	S	6:02	6:59	7:25	S	8:37	9:45	10:54	12:03	1:04	1:54	2:58	S	3:37														

SATURDAYS, SUNDAYS and MAJOR HOLIDAYS

TO CENTER CITY	Fare Zone	Services			Train Number	200*	202*	206	208	210	212	214	216	218	220	222	224	226	228	230	232	9236*
		Ⓟ	Ⓜ	♿	Stations	AM	AM	AM	AM	AM	PM	PM	PM	PM	PM	PM	PM	PM	PM	PM	PM	PM
	4	✓	✓	✓	Wilmington	—	—	8:40	—	10:40	—	12:40	—	2:40	—	4:40	—	6:40	—	8:40	—	—
	4	✓	✓	✓	Claymont	—	—	8:48	—	10:48	—	12:48	—	2:48	—	4:48	—	6:48	—	8:48	—	—
	3	✓			Marcus Hook	6:52	7:51	8:52	9:51	10:52	11:51	12:52	1:51	2:52	3:51	4:52	5:51	6:52	7:51	8:52	9:51	11:22
	3	✓			Highland Avenue	6:55	7:54	8:55	9:54	10:55	11:54	12:55	1:54	2:55	3:54	4:55	5:54	6:55	7:54	8:55	9:54	11:25
	3		✓		Chester T.C.	6:58	7:57	8:58	9:57	10:58	11:57	12:58	1:57	2:58	3:57	4:58	5:57	6:58	7:57	8:58	9:57	11:28
	3	✓			Eddystone	—	7:59	—	9:59	—	11:59	—	1:59	—	3:59	—	5:59	—	7:59	—	9:59	11:30
	3	✓			Crum Lynne	7:01	8:01	9:01	10:01	11:01	12:01	1:01	2:01	3:01	4:01	5:01	6:01	7:01	8:01	9:01	10:01	11:32
	3	✓			Ridley Park	7:03	8:03	9:03	10:03	11:03	12:03	1:03	2:03	3:03	4:03	5:03	6:03	7:03	8:03	9:03	10:03	11:34
	2	✓			Prospect Park-Moore	7:05	8:05	9:05	10:05	11:05	12:05	1:05	2:05	3:05	4:05	5:05	6:05	7:05	8:05	9:05	10:05	11:36
	2	✓			Norwood	7:06	8:06	9:06	10:06	11:06	12:06	1:06	2:06	3:06	4:06	5:06	6:06	7:06	8:06	9:06	10:06	11:37
	2	✓			Glenolden	7:08	8:08	9:08	10:08	11:08	12:08	1:08	2:08	3:08	4:08	5:08	6:08	7:08	8:08	9:08	10:08	11:39
	2	✓			Folcroft	7:09	8:09	9:09	10:09	11:09	12:09	1:09	2:09	3:09	4:09	5:09	6:09	7:09	8:09	9:09	10:09	11:40
	2	✓			Sharon Hill	7:11	8:11	9:11	10:11	11:11	12:11	1:11	2:11	3:11	4:11	5:11	6:11	7:11	8:11	9:11	10:11	11:42
	2	✓			Curtis Park	7:12	8:12	9:12	10:12	11:12	12:12	1:12	2:12	3:12	4:12	5:12	6:12	7:12	8:12	9:12	10:12	11:43
	2	✓			Darby	7:14	8:14	9:14	10:14	11:14	12:14	1:14	2:14	3:14	4:14	5:14	6:14	7:14	8:14	9:14	10:14	11:45
	C		✓		University City	7:23	8:23	9:23	10:23	11:23	12:23	1:23	2:23	3:23	4:23	5:23	6:23	7:23	8:23	9:23	10:23	D11:54
	C		✓	✓	30th Street Station	7:26	8:26	9:26	10:26	11:26	12:26	1:26	2:26	3:26	4:26	5:26	6:26	7:26	8:26	9:26	10:26	D11:57
	C		✓	✓	Suburban Station	7:31	8:31	9:31	10:31	11:31	12:31	1:31	2:31	3:31	4:31	5:31	6:31	7:31	8:31	9:31	10:31	D12:02
	C		✓	✓	Jefferson Station	7:36	8:36	9:36	10:36	11:36	12:36	1:36	2:36	3:36	4:36	5:36	6:36	7:36	8:36	9:36	10:36	D12:07
	C		✓		Temple University	7:40	8:40	9:40	10:40	11:40	12:40	1:40	2:40	3:40	4:40	5:40	6:40	7:40	8:40	9:40	10:40	12:11
					Train continues to (see Destination Codes)	ELM AM	ELM AM	ELM AM	ELM AM	ELM AM	ELM PM	ELM PM	ELM PM	ELM PM	ELM PM	ELM PM	ELM PM	ELM PM	ELM PM	ELM PM	ELM PM	ELM PM

TO MARCUS HOOK and WILMINGTON	Fare Zone	Services			Train Number	9201*	9203*	205	207	209	211	213	215	217	219	221	223	225	227	229	231	235*
		Ⓟ	Ⓜ	♿	Stations	AM	AM	AM	AM	AM	AM	PM	PM	PM	PM	PM	PM	PM	PM	PM	PM	PM
	C			✓	Temple University	5:48	6:48	7:23	8:23	9:23	10:23	11:23	12:23	1:23	2:23	3:23	4:23	5:23	6:23	7:23	8:23	10:14
	C		✓	✓	Jefferson Station	5:54	6:54	7:29	8:29	9:29	10:29	11:29	12:29	1:29	2:29	3:29	4:29	5:29	6:29	7:29	8:29	10:20
	C		✓	✓	Suburban Station	5:59	6:59	7:34	8:34	9:34	10:34	11:34	12:34	1:34	2:34	3:34	4:34	5:34	6:34	7:34	8:34	10:25
	C		✓	✓	30th Street Station	6:03	7:03	7:38	8:38	9:38	10:38	11:38	12:38	1:38	2:38	3:38	4:38	5:38	6:38	7:38	8:38	10:29
	C		✓		University City	6:06	7:06	7:40	8:40	9:40	10:40	11:40	12:40	1:40	2:40	3:40	4:40	5:40	6:40	7:40	8:40	10:31
	2	✓			Darby	6:13	7:13	7:47	8:47	9:47	10:47	11:47	12:47	1:47	2:47	3:47	4:47	5:47	6:47	7:47	8:47	10:38
	2	✓			Curtis Park	6:15	7:15	7:49	8:49	9:49	10:49	11:49	12:49	1:49	2:49	3:49	4:49	5:49	6:49	7:49	8:49	10:40
	2	✓			Sharon Hill	6:16	7:16	7:50	8:50	9:50	10:50	11:50	12:50	1:50	2:50	3:50	4:50	5:50	6:50	7:50	8:50	10:41
	2	✓			Folcroft	6:18	7:18	7:52	8:52	9:52	10:52	11:52	12:52	1:52	2:52	3:52	4:52	5:52	6:52	7:52	8:52	10:43
	2	✓			Glenolden	6:19	7:19	7:53	8:53	9:53	10:53	11:53	12:53	1:53	2:53	3:53	4:53	5:53	6:53	7:53	8:53	10:44
	2	✓			Norwood	6:21	7:21	7:55	8:55	9:55	10:55	11:55	12:55	1:55	2:55	3:55	4:55	5:55	6:55	7:55	8:55	10:46
	2	✓			Prospect Park-Moore	6:22	7:22	7:56	8:56	9:56	10:56	11:56	12:56	1:56	2:56	3:56	4:56	5:56	6:56	7:56	8:56	10:47
	3	✓			Ridley Park	6:24	7:24	7:58	8:58	9:58	10:58	11:58	12:58	1:58	2:58	3:58	4:58	5:58	6:58	7:58	8:58	10:49
	3	✓			Crum Lynne	6:26	7:26	8:00	9:00	10:00	11:00	12:00	1:00	2:00	3:00	4:00	5:00	6:00	7:00	8:00	9:00	10:51
	3	✓			Eddystone	—	7:28	—	9:02	—	11:02	—	1:02	—	3:02	—	5:02	—	7:02	—	9:02	10:53
	3		✓		Chester T.C.	6:29	7:30	8:03	9:04	10:03	11:04	12:03	1:04	2:03	3:04	4:03	5:04	6:03	7:04	8:03	9:04	10:55
	3	✓			Highland Avenue	6:32	7:33	8:06	9:07	10:06	11:07	12:06	1:07	2:06	3:07	4:06	5:07	6:06	7:07	8:06	9:07	10:58
	3	✓			Marcus Hook	6:35	7:36	8:09	9:10	10:09	11:10	12:09	1:10	2:09	3:10	4:09	5:10	6:09	7:10	8:09	9:10	11:01
	4	✓		✓	Claymont	—	—	8:12	—	10:12	—	12:12	—	2:12	—	4:12	—	6:12	—	8:12	—	
	4	✓	✓	✓	Wilmington	—	—	8:21	—	10:21	—	12:21	—	2:21	—	4:21	—	6:21	—	8:21	—	—
						AM	AM	AM	AM	AM	AM	PM	PM	PM	PM	PM	PM	PM	PM	PM	PM	PM

* Trains 200, 202, 235, 9201, 9203 and 9236 operate on Saturdays only

D - Stops to discharge or pick up passengers but may depart ahead of schedule

TRAVEL TIPS

Schedule Times: Indicate when trains depart the station

Fare payment options: cash, tickets, passes. Please check the SEPTA Fare Guide or the website for complete fare information

QuietRide Car: Available on all weekday trains (Monday - Friday 4:00 a.m. - 7:00 p.m.) with 3 or more cars open for passenger service. The first car will be designated as your QuietRide Car

Regional Rail Major Holidays: New Year's Day, Memorial Day, July 4th, Labor Day, Thanksgiving Day, Christmas Day (Special Schedule)




Disclaimer: SEPTA does not assume responsibility for inconvenience, experience or damage resulting from errors in timetables, delayed trains, failure to make connections or for shortage of equipment. The schedules shown here are subject to change without notice

Severe Weather Schedule: During extreme weather conditions, Trains may operate on a special schedule. Please check the SEPTA website for updated service information

DESTINATION CODES

CHE Chestnut Hill East	GLN Glenside	NOR Norristown TC
DOY Doylestown	LAN Lansdale	WAR Warminster
ELM Elm Street	LNK Link Belt	WTR West Trenton
FOX Fox Chase	NSH Neshaminy Falls	

STATION AMENITIES

-  **SEPTA Parking available**
-  **Accessible Station**
-  **Ticket Office** (hours vary, please check the SEPTA website for details)
Ticket Offices at 30th St, Suburban & Jefferson Stations open 7 days a week

STATE OF DELAWARE SERVICE

SEPTA rail service in Delaware is sponsored by the Delaware Transit Corporation, an operating division of the Delaware Department of Transportation. For information about SEPTA-provided rail service within the state of Delaware, call 1-800-652-DART (3278) or visit www.DartFirstState.com.

SAFETY TIPS

- NEVER pass between cars when a train is moving
- NEVER attempt to board a moving train
- ALWAYS wait for the train to come to a complete stop BEFORE exiting
- NEVER ride in the vestibule or on the steps of a moving train
- NEVER lean against the train doors

www.septa.org/safety